



**Four Ways to Play the Blues
Part 1**

**Guitar League Breakout Session
Marty Golanka
November 2, 2015
©2015 Martin L. Golanka**

Key for Reading Chord Timing

Chord symbols are grouped for 4 beats to 1 bar.

Plain Text = 4 beats

Underline = 2 beats

Underline and Italics = 1 beat

G = 4 beats (1 bar)

G C = 2 + 2 beats (1 bar)

G C D = 2 + 1 + 1 beats (1 bar)

12 Bar Blues - I, IV, V

Key of G

I = G, IV = C, V = D

1 2 3 4 5 6 7 8 9 10 11 12
G C GC G C C GC G D C GC D

1 bar =
4 beats

1 bar =
2+2 beats

“Turnaround”
Leads Back to Beginning

Chord Substitutions

G – G7, Gm7, or G9

C – C7, Cm7, or C9

D – D7, Dm7, or D9, or D7#9 (Hendrix Chord) on last D

GC – G, G7, Gm7, or G9

Tempos – Slow, Moderate, Fast (Rock n Roll), Shuffle

Stormy Monday

T-Bone Walker, Allman Brothers

Key of G – 12 Bar Chord Structure

Simplified Version

| | | | | | | | | | | | |
|---|---|-------------|---|---|---|--------------|-----------------|----------------|----|----|------------|
| 1 | 2 | 3 | 4 | 5 | 6 | 7 | 8 | 9 | 10 | 11 | 12 |
| G | C | <u>G G#</u> | G | C | C | <u>G Am7</u> | <u>Bm7 Bbm7</u> | <u>Am7 Cm7</u> | G | C | <u>G D</u> |

Chord Substitutions to play more authentic version

G – G6 to G9 bars 1, 3, 4 and G7 bar 10

G# -- G#9

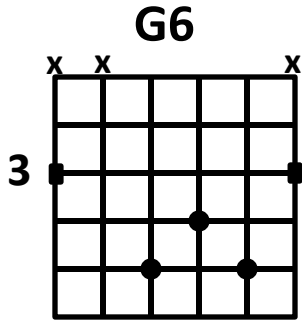
C – C6 to C9

D –D7#9 (Hendrix Chord) on last D

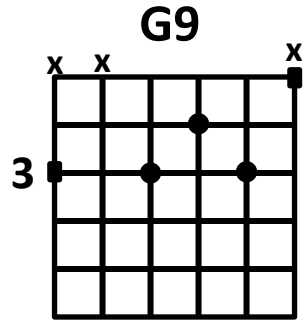
Tempos

Original Tempo Slow, Allman Bros organ solo double time

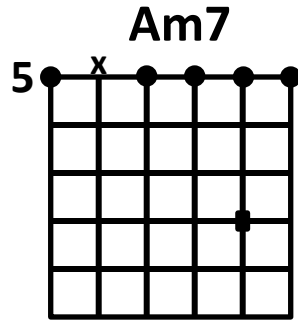
Chord Diagrams



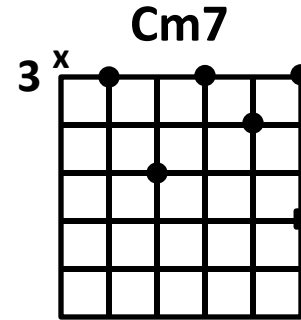
G#6 = Fret 4



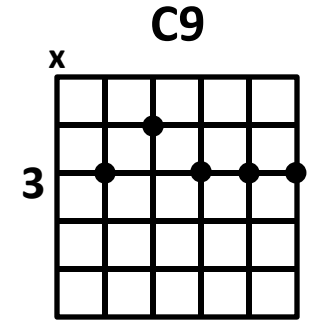
G#9 = Fret 4



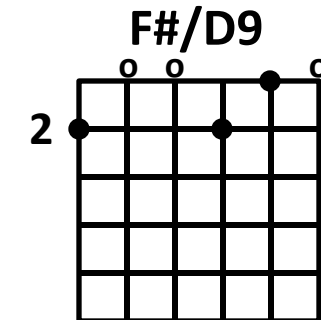
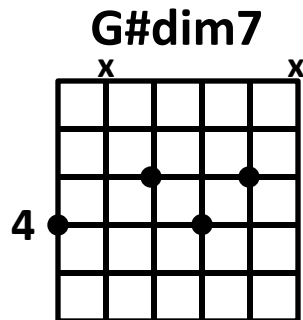
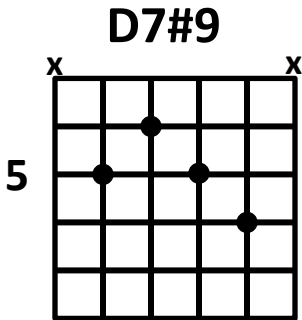
Bbm7 = Fret 6
Bm7 = Fret 7
Cm7 = Fret 8



Bbm7 = Fret 1
Bm7 = Fret 2



D9 = Fret 5



Key:

X = Mute

● = Play on designated fret

■ = Optional note to add color

O = Open string

3 = Root note fret number