



**Four Ways to Play the Blues  
Part 2**

**Guitar League Breakout Session**

**Marty Golanka**

**March 7, 2016**

**©2015 Martin L. Golanka**

# Key for Reading Chord Timing

Chord symbols are grouped for 4 beats to 1 bar.

Plain Text = 4 beats

Underline = 2 beats

*Underline and Italics* = 1 beat

**G = 4 beats (1 bar)**

**G C = 2 + 2 beats (1 bar)**

**G C D = 2 + 1 + 1 beats (1 bar)**

# 8 Bar Blues - I, IV, V

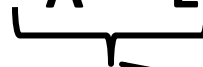
Key to the Highway

Big Bill Broonzy, Eric Clapton

Key of A

I = A, IV = D, V = E

1	2	3	4	5	6	7	8
A	E	D	D	A	E	A	E



“Turnaround”  
Leads Back to Beginning

## Chord Substitutions

A - A7

E - E7

D - D7 or F#/D9

Tempos – Slow Shuffle, Moderate Shuffle

# Someday After Awhile

## Freddy King, Eric Clapton

Key of D

### Simplified Version ( 8 bar chord structure)

1	2	3	4	5	6	7	8
D7	D7	G7	G#dim7	<u>D Bm7</u>	<u>Em7 A7</u>	<u>D G G#dim7</u>	<u>D A7</u>

### Chord Substitutions

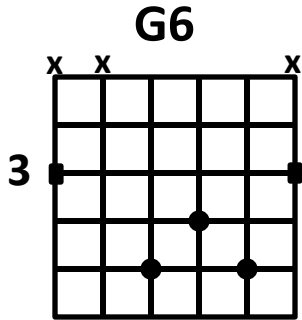
D or D7 – D9

G or G7 – G9

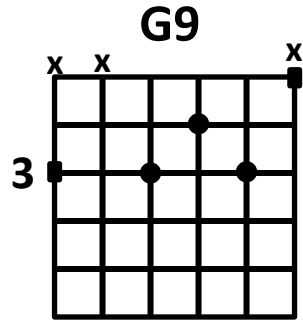
A7 – A9

Tempos – Recommend keeping tempo at slow or moderate

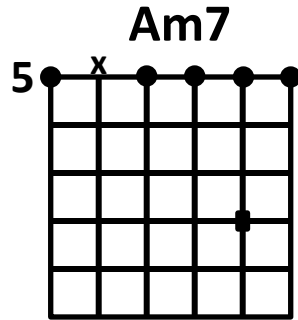
# Chord Diagrams



G#6 = Fret 4



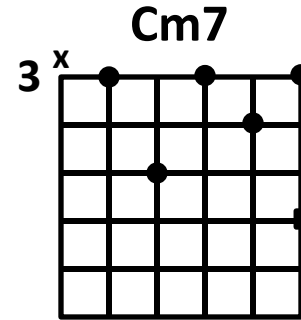
G#9 = Fret 4



Bbm7 = Fret 6

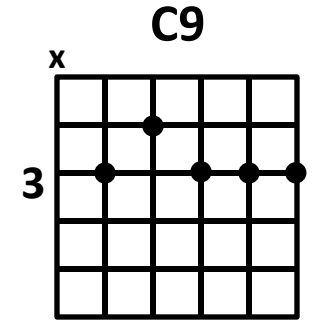
Bm7 = Fret 7

Cm7 = Fret 8

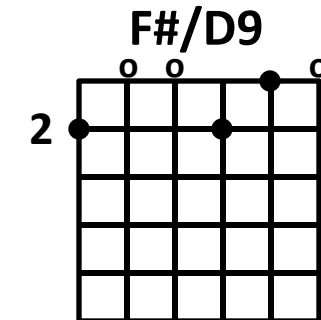
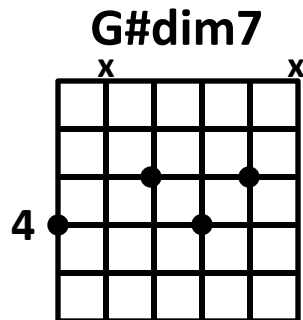
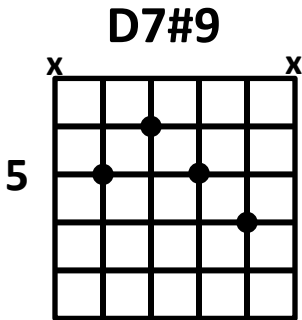


Bbm7 = Fret 1

Bm7 = Fret 2



D9 = Fret 5



Key:

X = Mute

● = Play on designated fret

■ = Optional note to add color

O = Open string

3 = Root note fret number